


# E Series Sealed Miniature Toggle Switches



## Features/Benefits

- Sealed against solder and cleaning process contaminants
- UL 94V-0 Nylon case and bushing
- Multi-positions
- ESD protection available
- RoHS compliant models available

## Typical Applications

- Telecommunications
- Instrumentation
- Medical equipment



## Specifications

**CONTACT RATING:** B contact material: 0.4 VA max. @ 20 V AC or DC max. Q contact material: E1XX & E2XX MODELS: 7.5 AMPS @ 125 V AC or 28 V DC; 3 AMPS @ 250 V AC. E3XX MODELS: 5 AMPS @ 125 V AC or 28 V DC; 2 AMPS @ 250 V AC. See page F-24 for additional ratings.

**ELECTRICAL LIFE:** E1XX and E2XX models: 40,000 make-and-break cycles at full load. E3XX models: 30,000 cycles.

**CONTACT RESISTANCE:** Below 10 mΩ typ. initial @ 2-4 V DC, 100 mA, for both silver and gold plated contacts.

**INSULATION RESISTANCE:** 10<sup>9</sup> Ω min.

**ELECTROSTATIC DISCHARGE (ESD) OPTION:** F1 conductive bushing only. Dissipates up to 20,000 V DC from actuator to ground.

**DIELECTRIC STRENGTH:** 1000 Vrms min. @ sea level.

**OPERATING TEMPERATURE:** -30°C to 85°C.

**SOLDERABILITY:** Per MIL-STD-202F method 208D, or EIA RS-186E method 9 (1 hour steam aging).

**DEGREE OF PROTECTION:** IP57; Protection against harmful dust deposit, full-scale voltage protection, temporary immersion.

## Materials

**CASE & BUSHING:** Glass filled nylon 6/6, flame retardant, heat stabilized (UL 94V-0). F1 conductive bushing option is impregnated with carbon fibers.

**ACTUATOR:** Brass, chrome plated with internal o-ring seal standard.

**SWITCH SUPPORT:** Brass or steel, matte-tin plated.

**SWITCH SUPPORT RETAINER:** Stainless steel.

**CONTACTS & TERMINALS:** B contact material: Copper alloy, with gold plate over nickel plate. Q contact material: Copper alloy, silver plated. See page F-24 for additional contact materials.

**TERMINAL SEAL:** Epoxy.

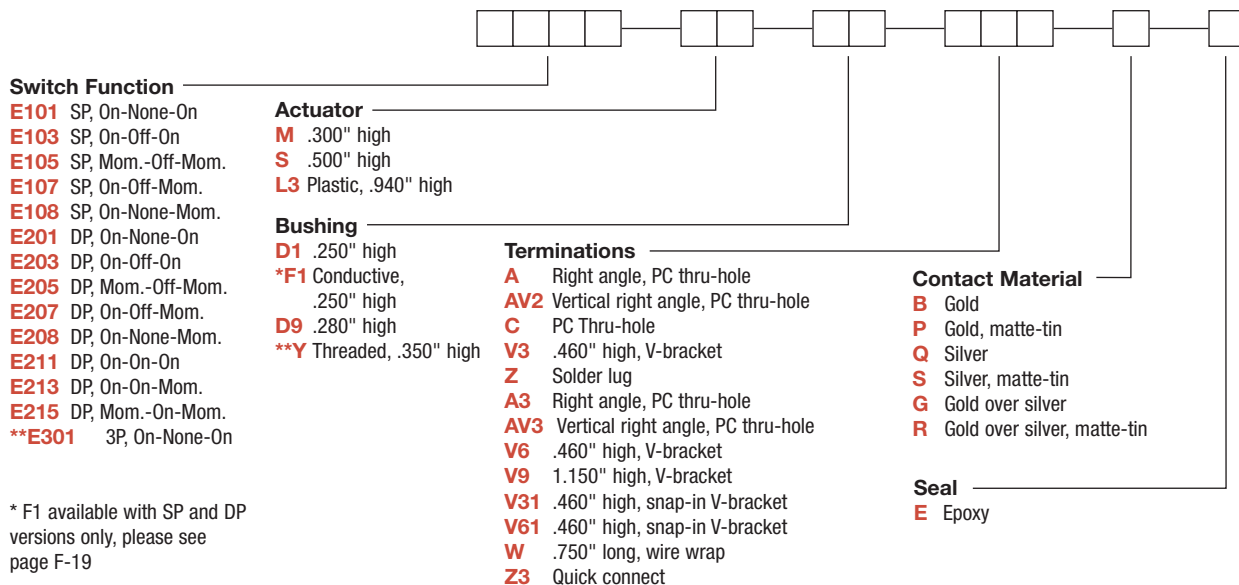
**HARDWARE:** Nut & Locking ring: Brass, nickel plated.  
Lockwasher: Steel, nickel plated.

**NOTE:** Any models supplied with P, S, R, Q, B or G contact material are RoHS compliant and compatible.

**NOTE:** Specifications and materials listed above are for switches with standard options. For information on specific and custom switches, consult Customer Service Center.

## Build-A-Switch

To order, simply select desired option from each category and place in the appropriate box. Available options are shown and described on pages F-18 thru F-24. For additional options not shown in catalog, consult our Customer Service Center. All models are process sealed to withstand machine soldering temperatures and pressure wash cleaning methods.

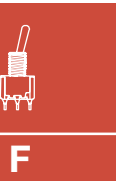


\* F1 available with SP and DP versions only, please see page F-19

\*\* Y threaded bushing available for 1 & 2 pole only



Dimensions are shown: Inches (mm)  
Specifications and dimensions subject to change

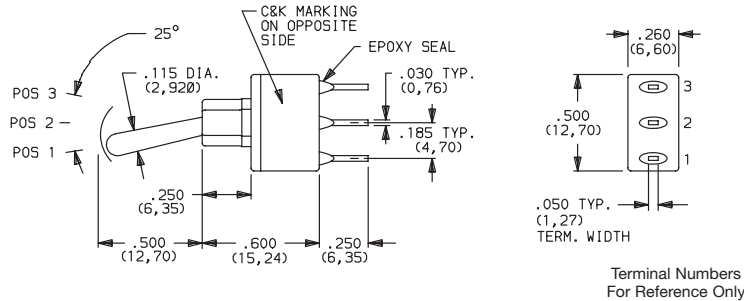


# E Series Sealed Miniature Toggle Switches

## SWITCH FUNCTION

NO. POLES	MODEL NO.	SWITCH FUNCTION			CONNECTED TERMINALS			SCHEMATIC
		POS. 1	POS. 2	POS. 3	POS. 1	POS. 2	POS. 3	
SP	<b>E101</b>	ON	NONE	ON	2-3	N/A	2-1	
	<b>E103</b>	ON	OFF	ON	2-3	OPEN	2-1	
	<b>E105</b>	MOM.	OFF	MOM.				
	<b>E107</b>	ON	OFF	MOM.				
	<b>E108</b>	ON	NONE	MOM.				

### SPDT

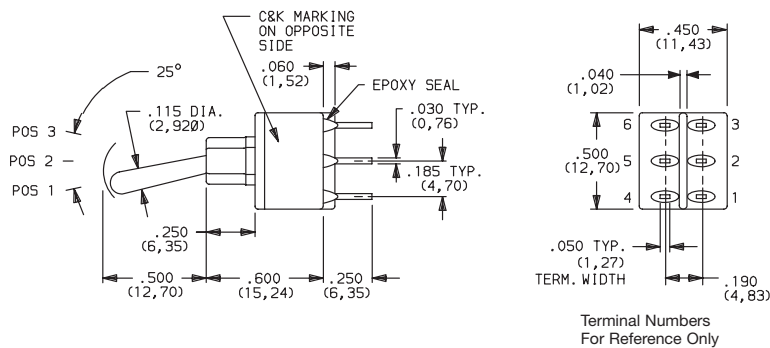


Part number shown: E101SD1CBE

Terminal Numbers  
For Reference Only

DP	<b>E201</b>	ON	NONE	ON	2-3,5-6	N/A	2-1,5-4	
	<b>E203</b>	ON	OFF	ON	2-3,5-6	OPEN	2-1,5-4	
	<b>E205</b>	MOM.	OFF	MOM.				
	<b>E207</b>	ON	OFF	MOM.				
	<b>E208</b>	ON	NONE	MOM.				
	<b>E211**</b>	ON	ON	ON				
	<b>E213**</b>	ON	ON	MOM.				
<b>E215**</b>	MOM.	ON	MOM.	2-3,5-6	2-3,5-4	2-1,5-4		

### DPDT



Part number shown: E201SD1CBE

Terminal Numbers  
For Reference Only

MOM. = Momentary

\*\* Wiring for 3-way switch, see Section N.

All models with all options when ordered with G,R, Q or S contact material except with F1 conductive bushing.



F

Toggle



Dimensions are shown: Inches (mm)  
Specifications and dimensions subject to change

# E Series Sealed Miniature Toggle Switches

## SWITCH FUNCTION

NO. POLES	MODEL NO.	SWITCH FUNCTION			CONNECTED TERMINALS			SCHEMATIC
		POS. 1	POS. 2	POS. 3	POS. 1	POS. 2	POS. 3	
3P	<b>E301</b>	ON	NONE	ON	2-3-5-6,8-9	N/A	2-1,5-4,8-7	<p>3PDT</p>

**3PDT**

Part number shown: E301SD1CBE

Terminal Nos.  
For Reference Only

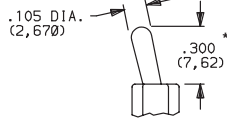
MOM. = Momentary

\*\* Wiring for 3-way switch, see Section N.

All models with all options when ordered with G, R, Q or S contact material except with F1 conductive bushing.

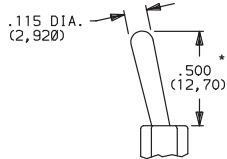
## ACTUATOR

**M** .300" HIGH



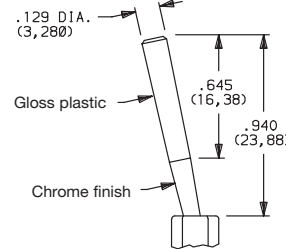
Standard when ordered with A, A3, AV2, AV3, V2-V61 terminations.  
Finish: Chrome.

**S** .500" HIGH



Standard when ordered with C, Z, Z3, W & W4 terminations.  
Finish: Chrome.

**L3** PLASTIC, .940" HIGH



OPTION CODE	L3 ACTUATOR COLOR
<b>2</b>	BLACK

Other colors available, consult Customer Service Center. No color choice required for S & M actuators.

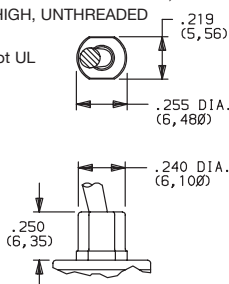
\* Actuators shown with standard D1 bushing. Subtract .030 (0,76) for D9 bushing. Subtract .100 (2,54) for Y bushing.

## BUSHING

**D1** .250" HIGH, UNTHREADED

**F1** ESD CONDUCTIVE BUSHING, .250" HIGH, UNTHREADED

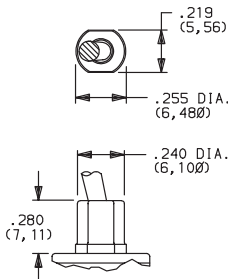
F1 bushing is not UL approved



**ESD protection** depends on proper grounding of switch support bracket. F1 conductive bushing option is impregnated with carbon fibers; dissipates electrostatic discharge (ESD) up to 20,000 V from actuator to ground.

Available with M & S actuator options and A, A3, AV2, AV3, V3-V61 termination options.

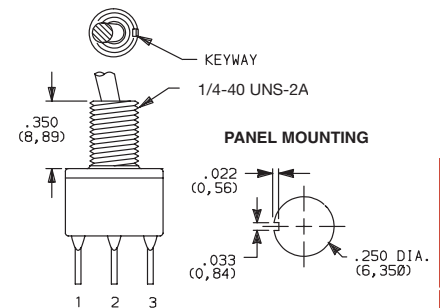
**D9** .280" HIGH, UNTHREADED



E3XX models not available with D9 bushing.

**NOTE:** Internal o-ring actuator seal standard for all bushing options.

**Y** THREADED, INSULATED, .350" HIGH WITH KEYWAY



Available only with C, Z, Z3, & W terminations.

Available for 1&2 pole only.

Hardware: One dress nut part number 299D01201, one hex nut part number 540400201 and lockwasher part number 700303202 supplied standard.

**Will withstand 4 in.-lbs. of torque with no distortion.**



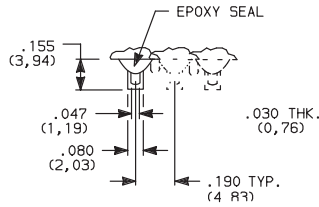
Dimensions are shown: Inches (mm)  
Specifications and dimensions subject to change



# E Series Sealed Miniature Toggle Switches

## TERMINATIONS

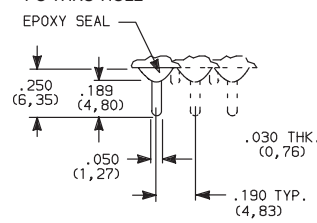
### Z SOLDER LUG



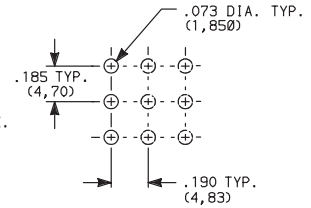
Not available with F1 conductive bushing or P, R or S contact material.

### SPDT thru 3PDT

### C PC THRU-HOLE



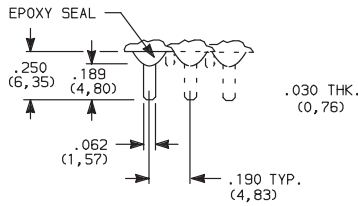
### PC MOUNTING



### SPDT thru 3PDT

Not available with F1 conductive bushing.

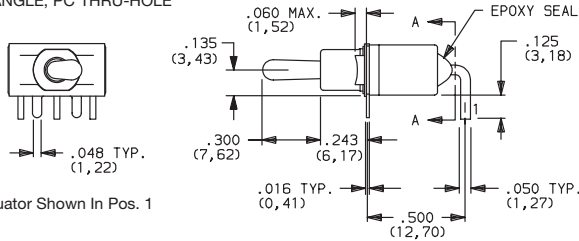
### Z3 QUICK CONNECT



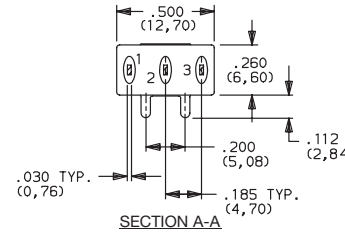
Not available with F1 conductive bushing or P, R or S contact material. Mating quick connector available; order part number 530100000, page F-26.

### SPDT thru 3PDT

### A RIGHT ANGLE, PC THRU-HOLE



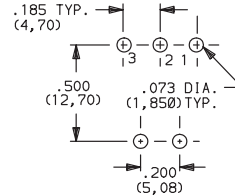
Actuator Shown In Pos. 1



### SECTION A-A

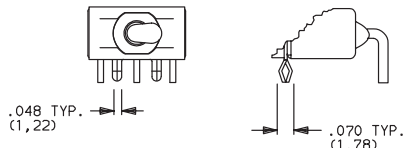
Terminal Nos. For Reference Only

### PC MOUNTING



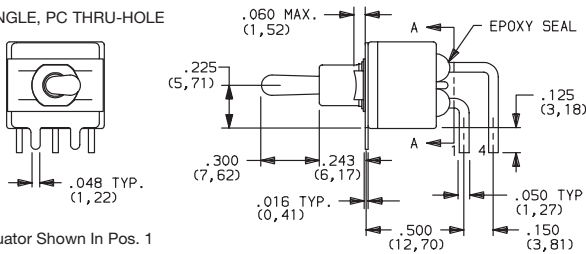
E101MD1ABE  
Horizontal Actuation  
SPDT

### A3 RIGHT ANGLE, SNAP-IN, PC THRU-HOLE

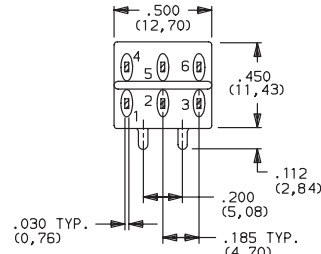


Not available with Y bushing.  
Terminal bend radii and lead-in manufacturing option.

### A RIGHT ANGLE, PC THRU-HOLE




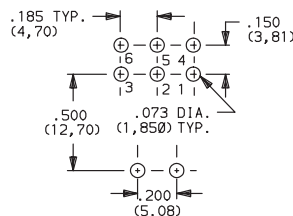
Actuator Shown In Pos. 1



### SECTION A-A

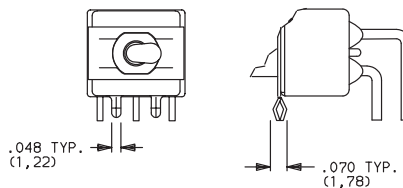
Terminal Nos. For Reference Only

### PC MOUNTING



E201MD1ABE  
Horizontal Actuation  
DPDT

### A3 RIGHT ANGLE, SNAP-IN, PC THRU-HOLE



Not available with Y bushing.  
Terminal bend radii and lead-in manufacturing option.




Third Angle  
Projection

Dimensions are shown: Inches (mm)  
Specifications and dimensions subject to change

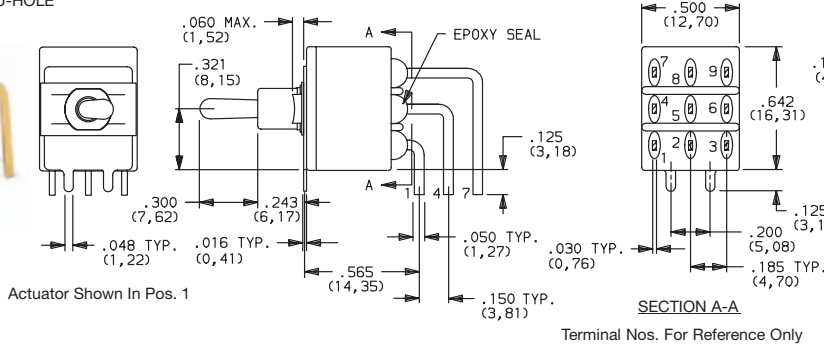
# E Series Sealed Miniature Toggle Switches

## TERMINATIONS

### A RIGHT ANGLE, PC THRU-HOLE



**E301MD1ABE**  
Horizontal Actuation  
**3PDT**

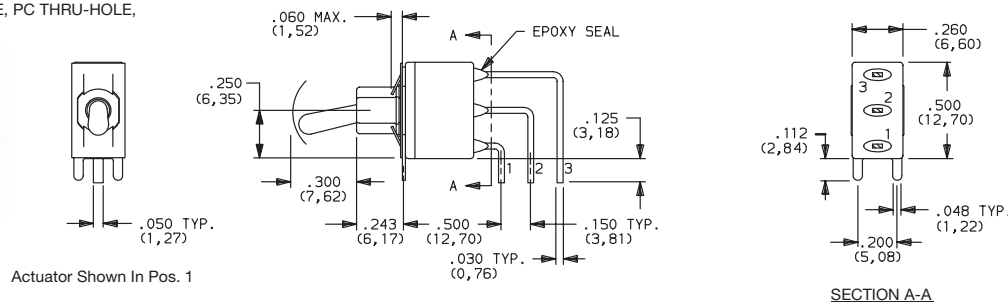


Not available with D9 & Y bushings.  
Terminal bend radii and lead-in manufacturing option.

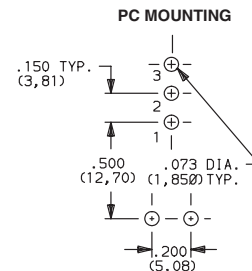
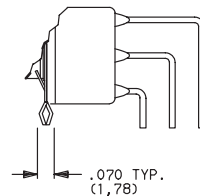
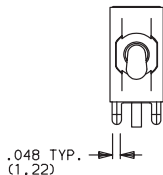
### AV2 VERTICAL RIGHT ANGLE, PC THRU-HOLE, .150" PITCH



**E101MD1AV2BE**  
Vertical Actuation  
**SPDT**



### AV3 VERTICAL RIGHT ANGLE, SNAP-IN, PC THRU-HOLE, .150" PITCH

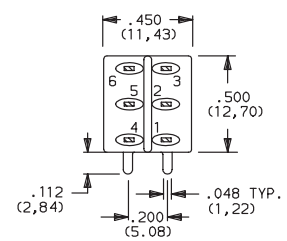
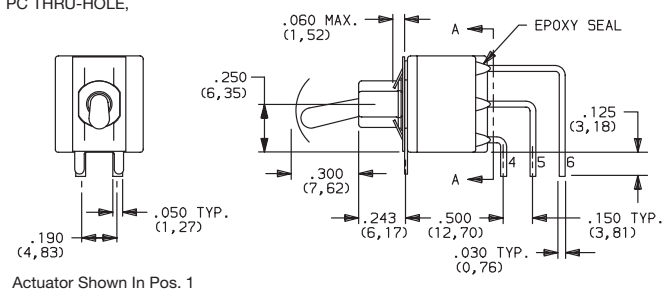


Not available with Y bushing.  
Terminal bend radii and lead-in manufacturing option.

### AV2 VERTICAL RIGHT ANGLE, PC THRU-HOLE, .150" PITCH

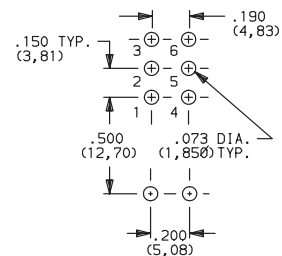


**E201MD1AV2BE**  
Vertical Actuation  
**DPDT**

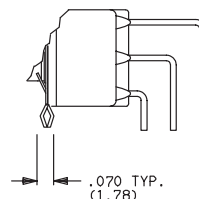
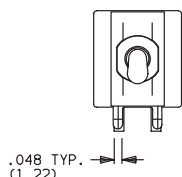


SECTION A-A

PC MOUNTING



### A3 VERTICAL RIGHT ANGLE, SNAP-IN, PC THRU-HOLE, .150" PITCH



Not available with Y bushing.  
Terminal bend radii and lead-in manufacturing option.



Dimensions are shown: Inches (mm)  
Specifications and dimensions subject to change


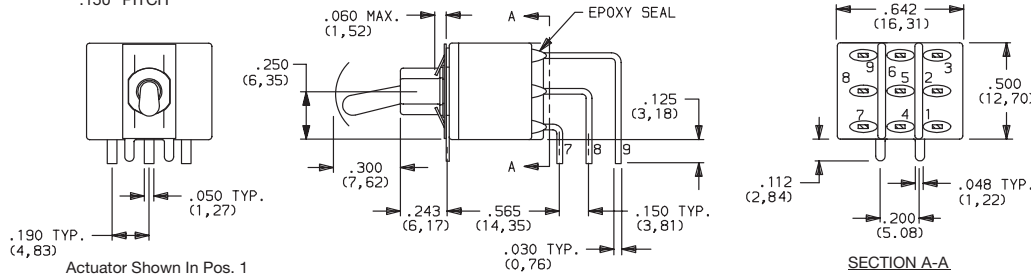


Toggle

# E Series Sealed Miniature Toggle Switches

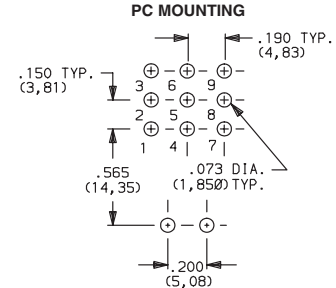
## TERMINATIONS

**AV2** VERTICAL RIGHT ANGLE, PC THRU-HOLE,  
.150" PITCH



**E301MD1AV2BE**  
Vertical Actuation  
**3PDT**


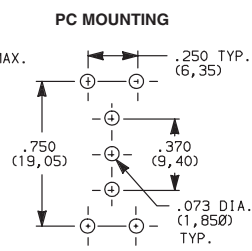
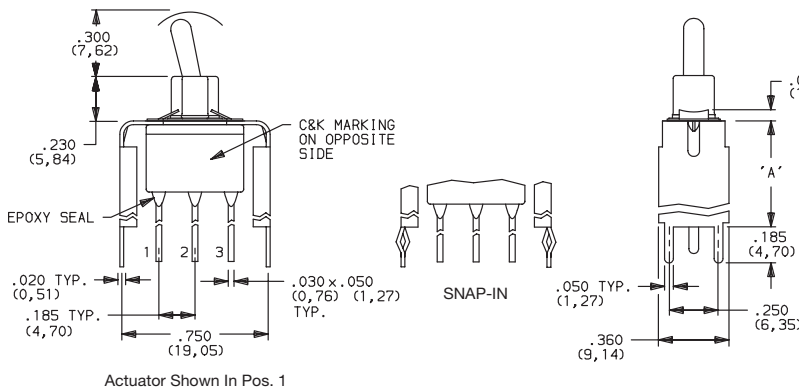
**AV3** VERTICAL RIGHT ANGLE, SNAP-IN, PC THRU-HOLE  
.150" PITCH



Not available with D9 & Y bushings.  
Terminal bend radii and lead-in manufacturing option.

**V6** VERTICAL MOUNT, V-BRACKET

**V61** VERTICAL MOUNT, V-BRACKET, SNAP-IN




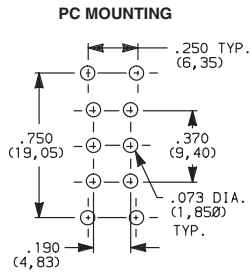
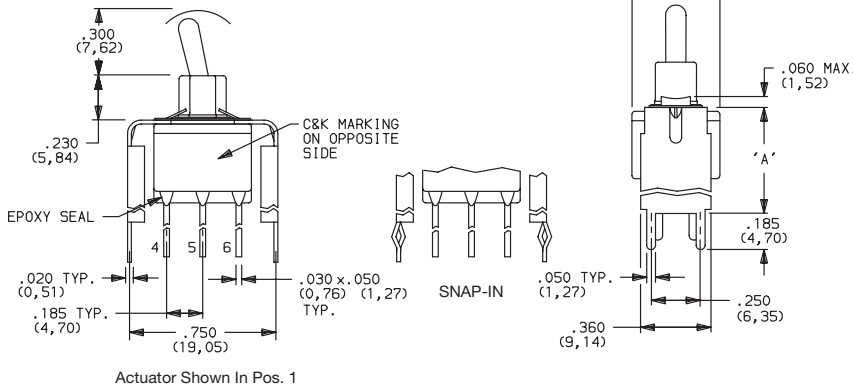
**E101MD1\_BE**  
**SPDT**

OPTION CODE	DIM 'A'
<b>V6, V61</b>	.460 (11,68)

Not available with Y bushing.

**V6** VERTICAL MOUNT, V-BRACKET

**V61** VERTICAL MOUNT, V-BRACKET, SNAP-IN



**E201MD1\_BE**  
**DPDT**

OPTION CODE	DIM 'A'
<b>V6, V61</b>	.460 (11,68)



Third Angle  
Projection

Dimensions are shown: Inches (mm)  
Specifications and dimensions subject to change

www.ck-components.com

# E Series Sealed Miniature Toggle Switches

## TERMINATIONS

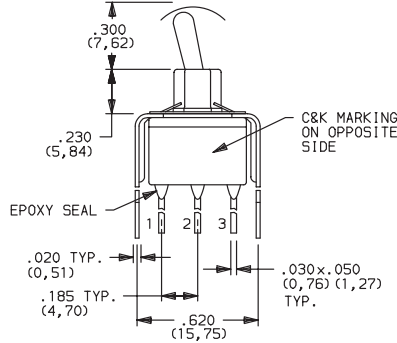


**V3, V9** VERTICAL MOUNT, V-BRACKET

**V31** VERTICAL MOUNT, V-BRACKET, SNAP-IN



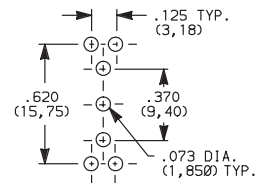
**E101MD1\_BE**  
**SPDT**



Actuator Shown In Pos. 1

Not available with Y bushing.

PC MOUNTING



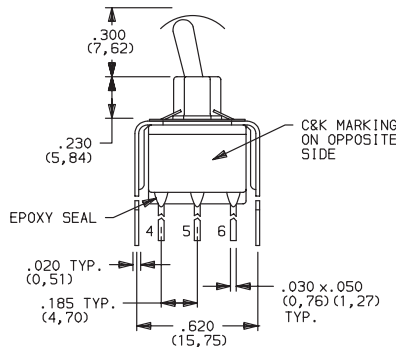
OPTION CODE	DIM 'A'
<b>V3, V31</b>	.460 (11,68)
<b>V9</b>	1.150 (29,21)

**V3, V9** VERTICAL MOUNT, V-BRACKET

**V31** VERTICAL MOUNT, V-BRACKET, SNAP-IN



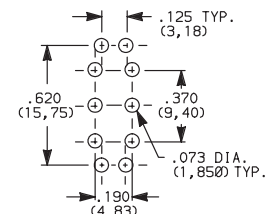
**E201MD1\_BE**  
**DPDT**



Actuator Shown In Pos. 1


Not available with Y bushing.

PC MOUNTING

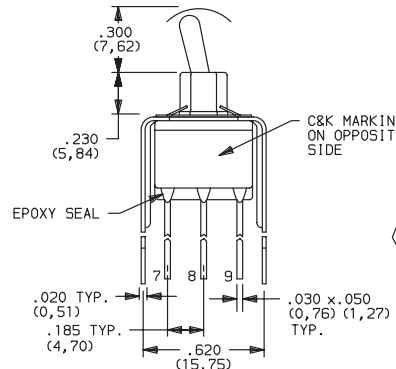


OPTION CODE	DIM 'A'
<b>V3, V31</b>	.460 (11,68)
<b>V9</b>	1.150 (29,21)

**V9** VERTICAL MOUNT, V-BRACKET



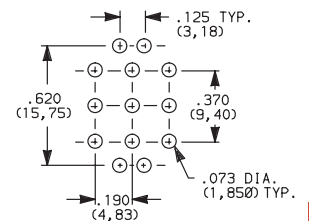
**E301MD1\_BE**  
**3PDT**



Actuator Shown In Pos. 1

Not available with D9 & Y bushings.

PC MOUNTING



OPTION CODE	DIM 'A'
<b>V9</b>	1.150 (29,21)



Dimensions are shown: Inches (mm)  
Specifications and dimensions subject to change



Toggle

# E Series Sealed Miniature Toggle Switches

## CONTACT MATERIAL

OPTION CODE	CONTACT MATERIAL	TERMINAL PLATING	RATINGS	
<b>B</b>	GOLD <sup>1</sup>	GOLD <sup>1</sup>	LOW LEVEL/ DRY CIRCUIT	0.4 VA MAX. @ 20 V AC OR DC MAX.
<b>P</b>		MATTE-TIN <sup>6</sup>		
<b>Q</b>	SILVER <sup>4,5</sup>	SILVER <sup>5</sup>	POWER	E1XX & E2XX MODELS: 7.5 AMPS @ 125 V AC OR 28 V DC; 3 AMPS @ 250 V AC. E3XX MODELS: 5 AMPS @ 125 V AC OR 28 V DC; 2 AMPS @ 250 V AC.
<b>S</b>		MATTE-TIN <sup>6</sup>		
<b>G</b>	GOLD OVER SILVER <sup>2,3</sup>	GOLD <sup>3</sup>	LOW LEVEL/DRY CIRCUIT OR POWER	E1XX AND E2XX MODELS: 0.4 VA MAX @20 V AC OR DC MAX. OR 7.5 AMPS @125 V AC OR 28 V DC; 3 AMPS @ 250 V AC. DC E3XX MODELS: 0.4 VA MAX. @ 20 V AC OR DC MAX. OR 5 AMPS @ 125 V AC OR 28 V DC; 2 AMPS @ 250 V AC.
<b>R</b>		MATTE-TIN <sup>6</sup>		

\* Note: See Technical Data section of this catalog for RoHS compliant and compatible definitions and specifications.

<sup>1</sup> CONTACTS & TERMINALS: Copper alloy, with gold plate over nickel plate.

<sup>2</sup> END CONTACTS: Coin silver, with gold plate over nickel plate.


<sup>3</sup> CENTER CONTACTS & ALL TERMINALS: Copper alloy, with gold plate over nickel plate.

<sup>4</sup> END CONTACTS: Coin silver, silver plated.

<sup>5</sup> CENTER CONTACT & ALL TERMINALS: Copper alloy, with gold flash over silver plate. Or copper alloy, silver plated.

<sup>6</sup> TERMINALS: Copper alloy, with matte-tin over nickel plate.

**NOTE:** Any models supplied with P, S, R, Q, B or G contact material are RoHS compliant.

All models  with all options when ordered with S, R, G, or Q contact material except with F1 conductive bushing.

B contact material standard with all terminations.

P, S & R contact materials not available with Z & Z3 terminations.



F

Toggle

**C&K**



Third Angle  
Projection

Dimensions are shown: Inches (mm)  
Specifications and dimensions subject to change