



### ■ Features

- Constant Voltage + Constant Current mode output
- Wide input range 110-305VAC with PFC function
- Compliance with EN61347 regulation
- Class 2/ II power unit (Except for 12V)
- Slim and Linear housing Design
- No load power consumption <0.5W
- 3 years warranty

### ■ Applications

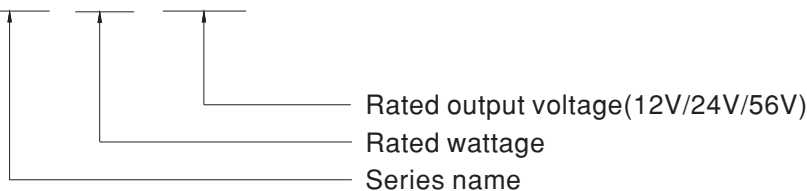
- Panel lighting
- Strip lighting
- Decoration lighting
- Linear luminaire
- Troffer lighting
- Signage and display
- Cove lighting

### ■ Description

SLD-80 series is a 80W AC/DC LED driver featuring the dual modes constant voltage and constant current output. SLD-80 operates from 110~305VAC and offers models with different rated voltage ranging between 12V and 56V. Thanks to the high efficiency up to 90%, with the fanless design, the entire series is able to operate for -20°C ~ +90°C case temperature under free air convection. SLD-80 design with low profile and linear housing which is good for signage and linear luminaire applications.

### ■ Model Encoding

**SLD - 80 - 24**



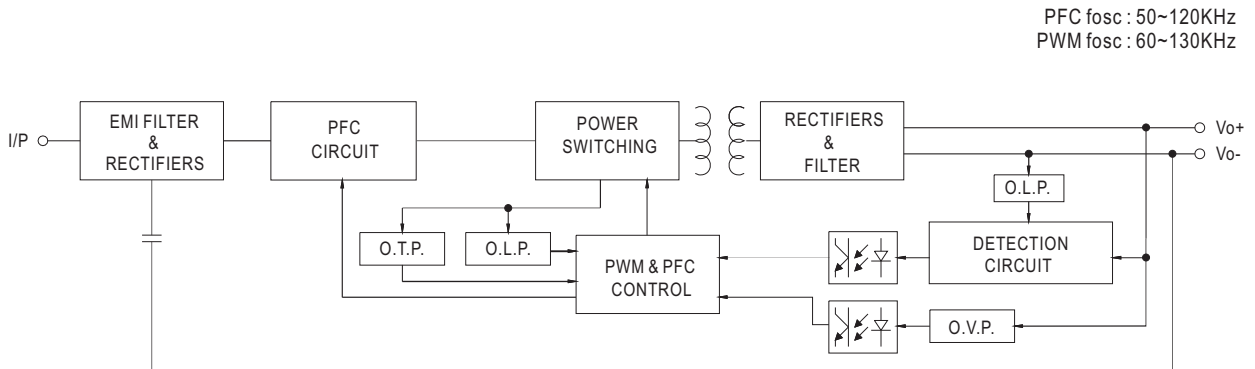
**SPECIFICATION**

MODEL	SLD-80-12	SLD-80-24		
OUTPUT	DC VOLTAGE	12V	24V	
	CONSTANT CURRENT REGION <small>Note.2</small>	8.4~12V	16.8~24V	
	RATED CURRENT	6.6A	3.3A	
	RATED POWER <small>Note.5</small>	79.2W	79.2W	
	RIPPLE & NOISE (max.) <small>Note.3</small>	150mVp-p	240mVp-p	
	VOLTAGE TOLERANCE <small>Note.4</small>	±4.0%	±3.0%	
	LINE REGULATION	±0.5%	±0.5%	
	LOAD REGULATION	±1.5%	±0.5%	
	SETUP, RISE TIME <small>Note.6</small>	500ms, 80ms 115VAC / 230VAC		
HOLD UP TIME (Typ.)	10ms/230VAC 10ms/115VAC			
INPUT	VOLTAGE RANGE <small>Note.5</small>	110~ 305VAC 155~ 431VDC (Please refer to "STATIC CHARACTERISTIC" section)		
	FREQUENCY RANGE	47 ~ 63Hz		
	POWER FACTOR	PF ≥ 0.97/115VAC, PF ≥ 0.95/230VAC, PF ≥ 0.92/277VAC@full load (Please refer to "POWER FACTOR (PF) CHARACTERISTIC" section)		
	TOTAL HARMONIC DISTORTION	THD< 10%(@load≥50%/115VAC,230VAC; @load≥75%/277VAC) (Please refer to "TOTAL HARMONIC DISTORTION(THD)" section)		
	EFFICIENCY (Typ.)	90.5%	91.5%	
	AC CURRENT	0.9A / 115VAC 0.45A / 230VAC 0.38A/277VAC		
	INRUSH CURRENT(Typ.)	COLD START 50A(twidth=270μs measured at 50% Ipeak) at 230VAC; Per NEMA 410		
	MAX. No. of PSUs on 16A CIRCUIT BREAKER	8 units (circuit breaker of type B) / 16 units (circuit breaker of type C) at 230VAC		
	LEAKAGE CURRENT	<0.25mA / 277VAC		
NO LOAD POWER CONSUMPTION	<0.5W			
PROTECTION	OVER CURRENT	95 ~ 108% Constant current limiting or Hiccup mode, recovers automatically after fault condition is removed		
	SHORT CIRCUIT	Hiccup mode, recovers automatically after fault condition is removed		
	OVER VOLTAGE	14 ~ 17V	28 ~ 34V	
	OVER TEMPERATURE	Hiccup mode, recovers automatically after fault condition is removed		
ENVIRONMENT	WORKING TEMP.	Tcase=-20 ~ +90°C (Please refer to "OUTPUT LOAD vs TEMPERATURE" section)		
	MAX. CASE TEMP.	Tcase=+90°C		
	WORKING HUMIDITY	20 ~ 95% RH non-condensing		
	STORAGE TEMP.	-40 ~ +80°C		
	TEMP. COEFFICIENT	±0.03%/°C (0 ~ 50°C)		
	VIBRATION	10 ~ 500Hz, 2G 12min./1cycle, period for 72min. each along X, Y, Z axes		
SAFETY & EMC	SAFETY STANDARDS <small>Note.8</small>	UL8750(type"HL"),CSA C22.2 No. 250.13-12, ENEC EN61347-1, EN61347-2-13 independent, EN62384, EAC TP TC 004, GB19510.1,GB19510.14		
	WITHSTAND VOLTAGE	I/P-O/P:3.75KVAC		
	ISOLATION RESISTANCE	I/P-O/P:100M Ohms / 500VDC / 25°C / 70% RH		
	EMC EMISSION <small>Note.8</small>	Parameter	Standard	Test Level/Note
		Conducted	EN55015(CISPR15) ,GB/T17743	-----
		Radiated	EN55015(CISPR15) ,GB/T17743	-----
		Harmonic Current	EN61000-3-2 ,GB/T17625.1	Class C @load≥50%
		Voltage Flicker	EN61000-3-3	-----
	EMC IMMUNITY	EN61547		
		Parameter	Standard	Test Level/Note
		ESD	EN61000-4-2	Level 3, 8KV air ; Level 2, 4KV contact
Radiated		EN61000-4-3	Level 2	
EFT/Burst		EN61000-4-4	Level 3	
Surge		EN61000-4-5	1KV/Line-Line	
Conducted		EN61000-4-6	Level 2	
Magnetic Field		EN61000-4-8	Level 4	
Voltage Dips and Interruptions	EN61000-4-11	>95% dip 0.5 periods, 30% dip 25 periods, >95% interruptions 250 periods		
OTHERS	MTBF	867.33K hrs min. Telcordia SR-332 (Bellcore) ; 260.96K hrs min. MIL-HDBK-217F (25°C)		
	DIMENSION	320*30*16.8mm (L*W*H)		
	PACKING	0.206 Kg; 64pcs / 14.184Kg / 0.75CUFT		
NOTE	<ol style="list-style-type: none"> <li>All parameters NOT specially mentioned are measured at 230VAC input, rated current and 25°C of ambient temperature.</li> <li>Please refer to "DRIVING METHODS OF LED MODULE".</li> <li>Ripple &amp; noise are measured at 20MHz of bandwidth by using a 12" twisted pair-wire terminated with a 0.1uf &amp; 47uf parallel capacitor.</li> <li>Tolerance : includes set up tolerance, line regulation and load regulation.</li> <li>De-rating may be needed under low input voltages. Please refer to "STATIC CHARACTERISTIC" sections for details.</li> <li>Length of set up time is measured at first cold start. Turning ON/OFF the driver may lead to increase of the set up time.</li> <li>The driver is considered as a component that will be operated in combination with final equipment. Since EMC performance will be affected by the complete installation, the final equipment manufacturers must re-qualify EMC Directive on the complete installation again.</li> <li>This series meets the typical life expectancy of 30000 hours of operation when Tcase, particularly (Tc) point (or TMP, per DLC), is about 75°C or less.</li> <li>Please refer to the warranty statement on MEAN WELL's website at <a href="http://www.meanwell.com">http://www.meanwell.com</a></li> <li>The ambient temperature derating of 3.5°C/1000m with fanless models and of 5°C/1000m with fan models for operating altitude higher than 2000m(6500ft).</li> </ol>			

**SPECIFICATION**

<b>MODEL</b>		<b>SLD-80-56</b>			
<b>OUTPUT</b>	<b>RATED CURRENT</b>	1400mA			
	<b>RATED POWER</b> <small>Note.2</small>	78.4W			
	<b>CONSTANT CURRENT REGION</b> <small>Note.3</small>	30 ~56V			
	<b>FULL POWER CURRENT RANGE</b>	1400~2100mA			
	<b>OPEN CIRCUIT VOLTAGE (max.)</b>	60V			
	<b>CURRENT ADJ. RANGE</b>	700~2100mA			
	<b>CURRENT RIPPLE</b>	5.0%(@rated current)			
	<b>CURRENT TOLERANCE</b>	±5%			
<b>SET UP TIME</b> <small>Note.5</small>	500ms/230VAC, 1200ms/115VAC				
<b>INPUT</b>	<b>VOLTAGE RANGE</b> <small>Note.2</small>	110 ~ 305VAC 155VDC ~ 431VDC (Please refer to "STATIC CHARACTERISTIC" and "DRIVING METHODS OF LED MODULE" section)			
	<b>FREQUENCY RANGE</b>	47 ~ 63Hz			
	<b>POWER FACTOR (Typ.)</b>	PF ≥ 0.97 / 115VAC, PF ≥ 0.95 / 230VAC, PF ≥ 0.92 / 277VAC at full load (Please refer to "Power Factor Characteristic" section)			
	<b>TOTAL HARMONIC DISTORTION</b>	THD < 10% (@ load ≥ 50% at 115VAC/230VAC, @load ≥ 75% at 277VAC) Please refer to "TOTAL HARMONIC DISTORTION (THD)" section			
	<b>EFFICIENCY (Typ.)</b>	92.0%			
	<b>AC CURRENT (Typ.)</b>	0.9A / 115VAC 0.45A / 230VAC 0.38A / 277VAC			
	<b>INRUSH CURRENT(Typ.)</b>	COLD START 50A(twidth=270µs measured at 50% I <sub>peak</sub> ) at 230VAC; Per NEMA 410			
	<b>MAX. NO. of PSUs on 16A CIRCUIT BREAKER</b>	8 unit(circuit breaker of type B) / 16 units(circuit breaker of type C) at 230VAC			
	<b>LEAKAGE CURRENT</b>	<0.25mA / 277VAC			
<b>NO LOAD POWER CONSUMPTION</b>	<0.5W				
<b>PROTECTION</b>	<b>OVER POWER</b>	110 ~ 150% Hiccup mode, recovers automatically after fault condition is removed			
	<b>SHORT CIRCUIT</b>	Hiccup mode, recovers automatically after fault condition is removed			
	<b>OVER VOLTAGE</b>	60 ~ 70V Shut down output voltage, re-power on to recovery			
	<b>OVER TEMPERATURE</b>	Hiccup mode, recovers automatically after fault condition is removed			
<b>ENVIRONMENT</b>	<b>WORKING TEMP.</b>	T <sub>case</sub> = -20 ~ +90°C (Please refer to "OUTPUT LOAD vs TEMPERATURE" section)			
	<b>MAX. CASE TEMP.</b>	T <sub>case</sub> = +90°C			
	<b>WORKING HUMIDITY</b>	20 ~ 95% RH non-condensing			
	<b>STORAGE TEMP.</b>	-40 ~ +80°C			
	<b>TEMP. COEFFICIENT</b>	±0.03%/°C (0 ~ 60°C)			
	<b>VIBRATION</b>	10 ~ 500Hz, 2G 12min./1cycle, period for 72min. each along X, Y, Z axes			
<b>SAFETY &amp; EMC</b>	<b>SAFETY STANDARDS</b> <small>Note.4</small>	UL8750(type"HL"), CSA C22.2 No. 250.13-12, ENEC EN61347-1, EN61347-2-13 independent, EN62384, EAC TP TC 004, GB19510.1, GB19510.14			
	<b>WITHSTAND VOLTAGE</b>	I/P-O/P:3.75KVAC			
	<b>ISOLATION RESISTANCE</b>	I/P-O/P:100M Ohms / 500VDC / 25°C / 70% RH			
	<b>EMC EMISSION</b> <small>Note.4</small>	<b>Parameter</b>	<b>Standard</b>	<b>Test Level/Note</b>	
		Conducted	EN55015(CISPR15) ,GB/T17743	-----	
		Radiated	EN55015(CISPR15) ,GB/T17743	-----	
		Harmonic Current	EN61000-3-2 ,GB/T17625.1	Class C @load≥50%	
		Voltage Flicker	EN61000-3-3	-----	
	<b>EMC IMMUNITY</b>	EN61547			
		<b>Parameter</b>	<b>Standard</b>	<b>Test Level/Note</b>	
ESD		EN61000-4-2	Level 3, 8KV air ; Level 2, 4KV contact		
Radiated		EN61000-4-3	Level 2		
EFT/Burst		EN61000-4-4	Level 3		
Surge		EN61000-4-5	1KV/Line-Line		
Conducted		EN61000-4-6	Level 2		
Magnetic Field		EN61000-4-8	Level 4		
	Voltage Dips and Interruptions	EN61000-4-11	>95% dip 0.5 periods, 30% dip 25 periods, >95% interruptions 250 periods		
<b>OTHERS</b>	<b>MTBF</b>	867.33K hrs min. Telcordia SR-332 (Bellcore) ; 260.96K hrs min. MIL-HDBK-217F (25°C)			
	<b>DIMENSION</b>	320*30*16.8mm (L*W*H)			
	<b>PACKING</b>	0.206 Kg; 64pcs / 14.184Kg / 0.75CUFT			
<b>NOTE</b>	<ol style="list-style-type: none"> <li>All parameters NOT specially mentioned are measured at 230VAC input, rated current and 25°C of ambient temperature.</li> <li>De-rating may be needed under low input voltages. Please refer to "STATIC CHARACTERISTIC" sections for details.</li> <li>Please refer to "DRIVING METHODS OF LED MODULE".</li> <li>This series meets the typical life expectancy of 30000 hours of operation when T<sub>case</sub>, particularly (T<sub>c</sub>) point (or TMP, per DLC), is about 75°C or less.</li> <li>Length of set up time is measured at first cold start. Turning ON/OFF the driver may lead to increase of the set up time.</li> <li>The driver is considered as a component that will be operated in combination with final equipment. Since EMC performance will be affected by the complete installation, the final equipment manufacturers must re-qualify EMC Directive on the complete installation again.</li> <li>Ripple &amp; noise are measured at 20MHz of bandwidth by using a 12" twisted pair-wire terminated with a 0.1µf &amp; 47µf parallel capacitor.</li> <li>Please refer to the warranty statement on MEAN WELL's website at <a href="http://www.meanwell.com">http://www.meanwell.com</a></li> <li>The ambient temperature derating of 3.5°C/1000m with fanless models and of 5°C/1000m with fan models for operating altitude higher than 2000m(6500ft).</li> </ol>				

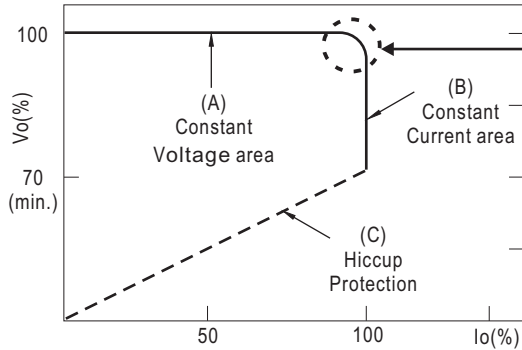
**■ BLOCK DIAGRAM**



**■ DRIVING METHODS OF LED MODULE**

◎ SLD-80-12,24

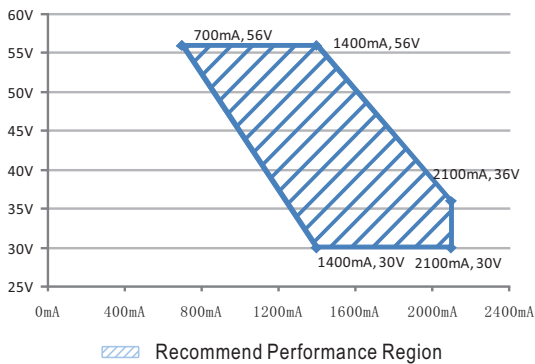
※ This series is able to work in either Constant Current mode (a direct drive way) or Constant Voltage mode (usually through additional DC/DC driver) to drive the LEDs.



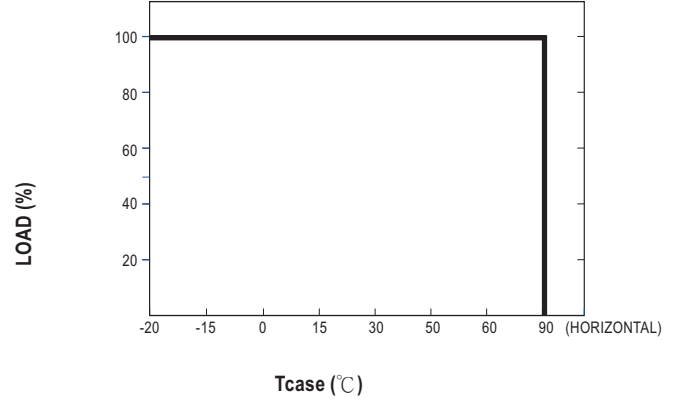
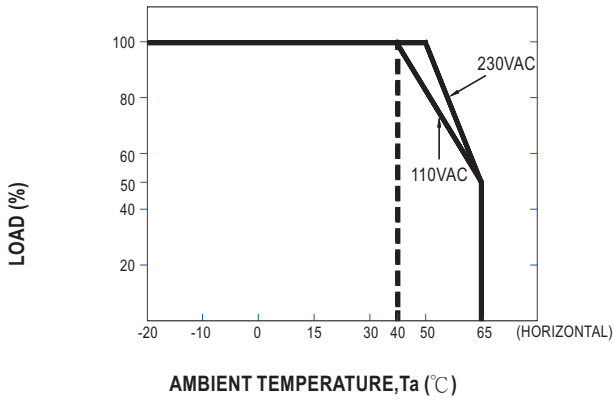
In the constant current region, the highest voltage at the output of the driver depends on the configuration of the end systems.  
Should there be any compatibility issues, please contact MEAN WELL.

Typical output current normalized by rated current (%)

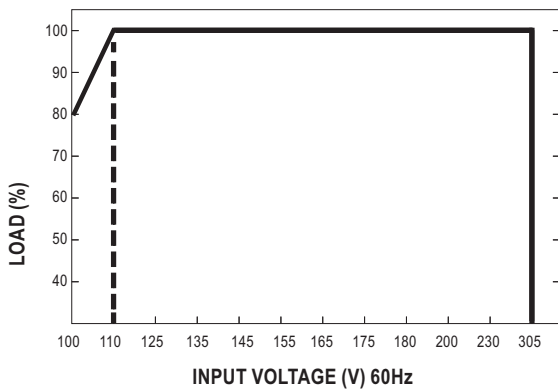
◎ SLD-80-56



**OUTPUT LOAD vs TEMPERATURE**



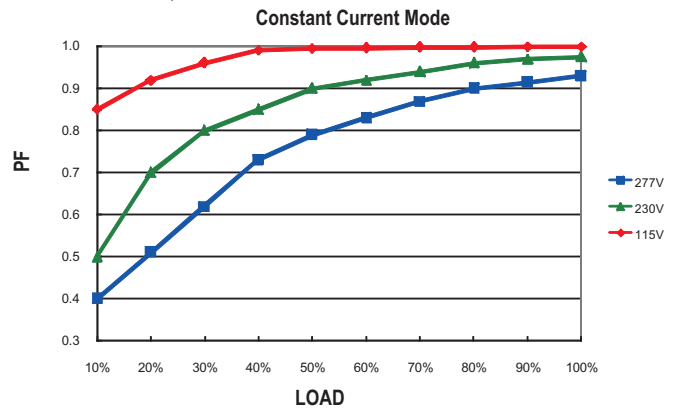
**STATIC CHARACTERISTIC**



※ De-rating is needed under low input voltage.

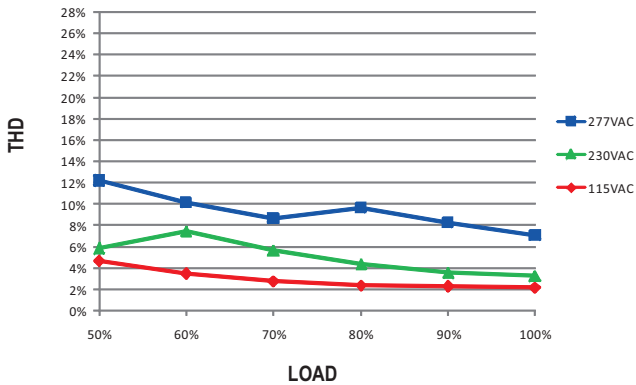
**POWER FACTOR (PF) CHARACTERISTIC**

※ 24V Model, Tcase at 75°C



**TOTAL HARMONIC DISTORTION (THD)**

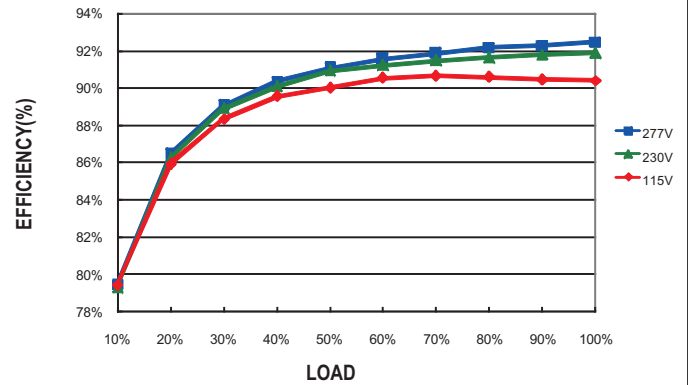
※ 24V Model, Tcase at 75°C



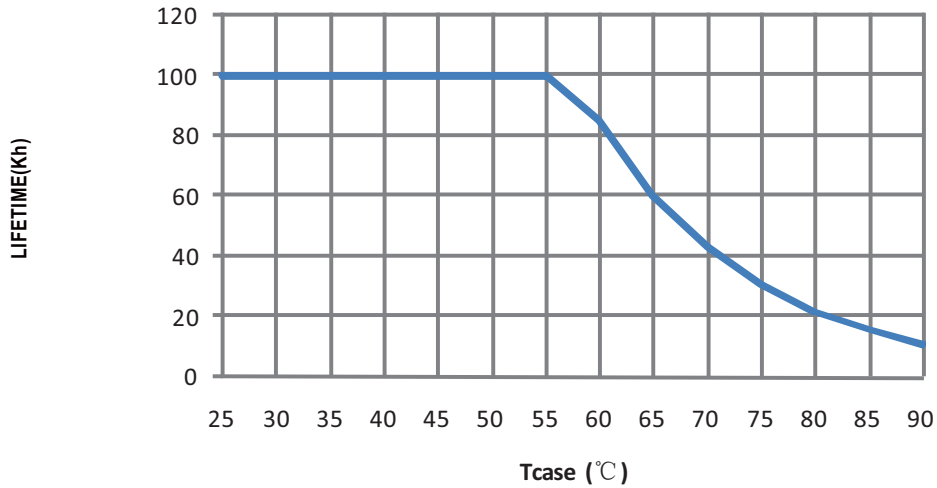
**EFFICIENCY vs LOAD**

SLD-80 series possess superior working efficiency that up to 90% can be reached in field applications.

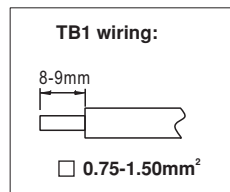
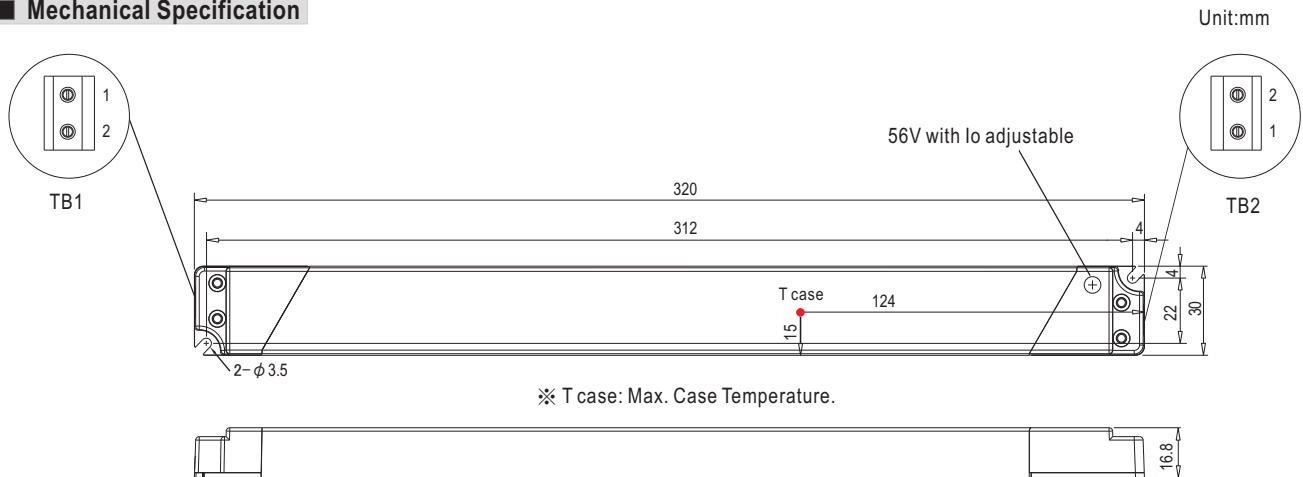
※ 24V Model, Tcase at 75°C



■ LIFE TIME

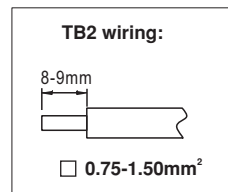


■ Mechanical Specification



Terminal Pin No. Assignment (TB1) :  
DEGSON DG219-3.5(GRAY)

Pin No.	Assignment
1	AC/L
2	AC/N



Terminal Pin No. Assignment (TB2) :  
DEGSON DG219-3.5(RED/BLACK)

Pin No.	Assignment
1	+V
2	-V

■ INSTALLATION MANUAL

Please refer to : <http://www.meanwell.com/manual.html>